



BHARATBENZ

**PROFIT**  
TECHNOLOGY 

WITH THE POWER OF OUR **BSVI** RANGE  
LEAD THE CHANGE **2828C (6x4)**



**Bharat 6**



## Your BharatBenz comes with a pool of best in class features

### Safety

- **Rear Camera:**  
State-of-the-art technology that aids in safer and faster reversing.
- **Driver State Monitoring System:**  
Identifies and alerts drivers from falling asleep or being distracted at the wheel.
- **Seatbelt Reminder:**  
Ensures superior safety to the occupants.
- **Diffuser Tailpipe:**  
Helps in exhaust temperature management and reduction of dust throw.
- **Daytime Running Lamp:**  
Ensures vehicle visibility during daytime as well.

### Comfort

- **Heating, Ventilation & AC (HVAC):**  
High throw air conditioning and climate control for all extreme weathers.
- **Air Suspended Seat:**  
Ensures maximum driving comfort even on in rugged terrains.
- **Music System:**  
For entertainment and information on the go.
- **Power Windows:**  
Windows that can be raised or lowered just with the press of a button.
- **Central Locking:**  
Locks the whole cabin with just a flick of the driver-side lock handle.
- **Static Steering:**  
Enables easier maneuverability during tight turns.



### ENGINE

Designed for higher efficiency, longer life and maximum power with optimal fuel consumption to enable you to maximize your revenues.



### GEAR SHIFT ADVISOR

Provides up/down indication of the gear shift to ensure optimal operation of the vehicle.



### ENGINE BRAKE

When the engine brake is on, the constant throttle valve and the butterfly valve work in tandem to save fuel, reduce brake wear and make driving in downhill operations safer.



### THICKER AND DURABLE FRAME

With 9mm thick frame. With high strength steel (BSK46/E500) for ensuring superior durability and reliability.



### 3 PIECE BUMPER

In the event of collision, only the damaged part has to be replaced. Thus reducing the maintenance cost.



### TURBOCHARGER

High boost turbocharger ensures the perfect blend of air and fuel mixture, thus reducing fuel consumption.



### G131 WITH OPTIMAL GEAR RATIOS

Optimal gear ratios to improve gradeability and also fuel efficiency by ensuring higher operating time in top gears.



### POWER REDUCTION (PR) COMPRESSOR

Optimizes the power taken from the engine and helps improve the fuel efficiency by cutting off the load to the engine.



### BOGIE SUSPENSION

The heavy-duty bogie suspension ensures seamless operation even in the toughest operating conditions.



### LONG LASTING CABIN PAINT

With 800 hours of UV testing done for better cabin paint reliability.



### 2 STAGE DIFFERENTIAL LOCK

Avoids the wheel spinning on slushy roads, enabling faster trip turnaround time.



### ADVANCED AERODYNAMIC CABIN

Offers the lowest drag and add-on bumper spoiler with splitter for improved aerodynamics.



### FUEL THEFT PROTECTION MESH

A meshed grill is placed at the mouth of the fuel tank to prevent any fuel theft between trips.



### ELECTRONIC BRAKE FLAP

Electronically controlled system that accurately controls the exhaust brake flap to ensure efficient thermal management within the engine thereby improving fuel efficiency



### OPTIMAL REAR AXLE RATIOS

Carefully chosen rear axle ratios for a best-in-class fuel efficiency and gradeability.

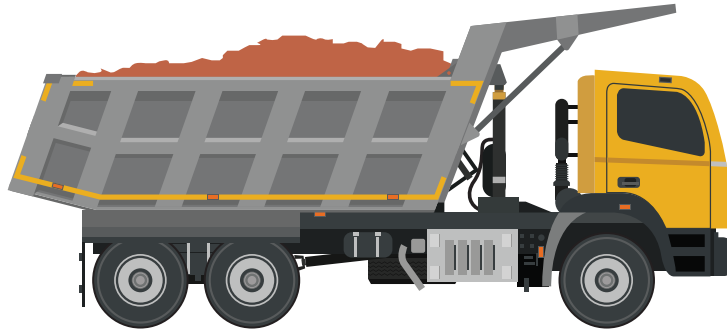


### LONGER SERVICE INTERVALS

Ensures fewer number of visits to the dealership thus reducing cost of maintenance.


## Designed to Deliver.

The body types available for BharatBenz 2828C include the below mentioned:



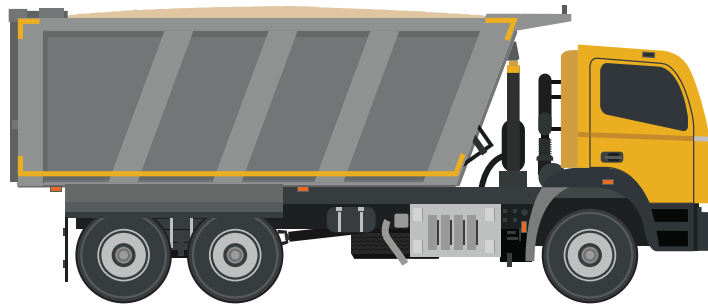
**Scoop / Rock**  
**Capacity: 14 Cu.m, Wheelbase: 4275mm**

---



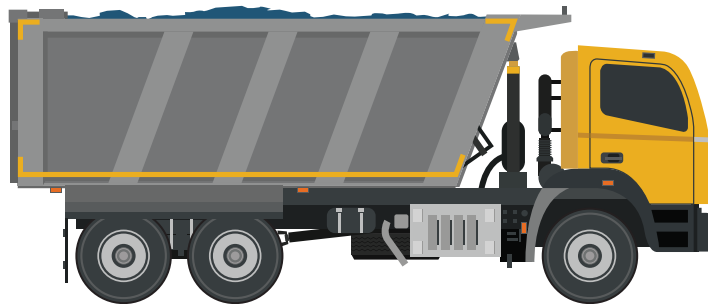
**RMC Cabin Chassis**  
**Overall length: 7185mm**

---



**Box**  
**Capacity: 16 Cu.m, Wheelbase: 4275mm**

---



**Box**  
**Capacity: 22 Cu.m, Wheelbase: 4875mm**

---

Note: All images are for illustrative purpose only.

## Vehicle Dimensions

Wheelbase (mm)	4275	4875
Cabin	Day with Foldable Berth	
Loading Span (ft)/Loadbody cpc (Cu.m)	14 Cu.m Scoop, 16 Cu.m Box	22 Cu.m Box
Overall Length (mm)	7185/7485 (RMC)	7795
Overall Width (mm)	2490	2490
Overall Height (mm) (CBC)	2995	2995
Front Overhang (mm)	1485	1485
Rear Overhang (mm)	750/1050 (RMC)	750
Ground Clearance (mm)	282	282

## Engine

Engine Model	OM 926
Maximum Power, KW	210 Kw @ 2200 rpm
Maximum Torque, Nm	1100 Nm @ 1200 - 1600 rpm
No. of Cylinders, CC	6, 7200
Emission Std	Bharat Stage VI

## Transmission

Gear Box Model & Type	G 131, 9F+1R, Mechanical, Synchromesh Gears
Clutch Type	Single Dry Plate, Hydraulic Control
Clutch Dia (mm)	395, 3.5 mm

## Axle

Front Axle	IF 7.0
Rear Axle	RA1: IRT 390-11   RA2: IRT 390-11
RAR*	5.375

## Chassis Frame & Suspension

Frame Section (D X W X T) (mm)	288 x 70 x 9
Front Suspension	Parabolic Type Leaf Spring with 2 Hydraulic Shock Absorbers
Rear Suspension	Bogie Suspension
Anti-Roll Bar	Front: Standard; Rear: Standard(RA2)

## Brakes

Service Brake	Pneumatic Foot Operated, Dual Line with ABS
Parking Brake	Pneumatically Operated Hand Control Valve
Front Axle Brake	Ø 410 drum
Rear Axle Brake	Ø 410 drum

## Steering

Steering Type	Hydraulic Power Assisted
---------------	--------------------------

## Fuel Tank & Electricals

Fuel Tank / Filling Capacity*	215L/200L	215L/200L
Adblue Tank	43L/36L	
Battery Capacity	120Ah	
Voltage	24V	

## Performance

Maximum Gradeability %	60.3%	
Maximum Geared Speed	60kmph	
TCD*	15.5m	19m

## Tyres (Size, Pattern)

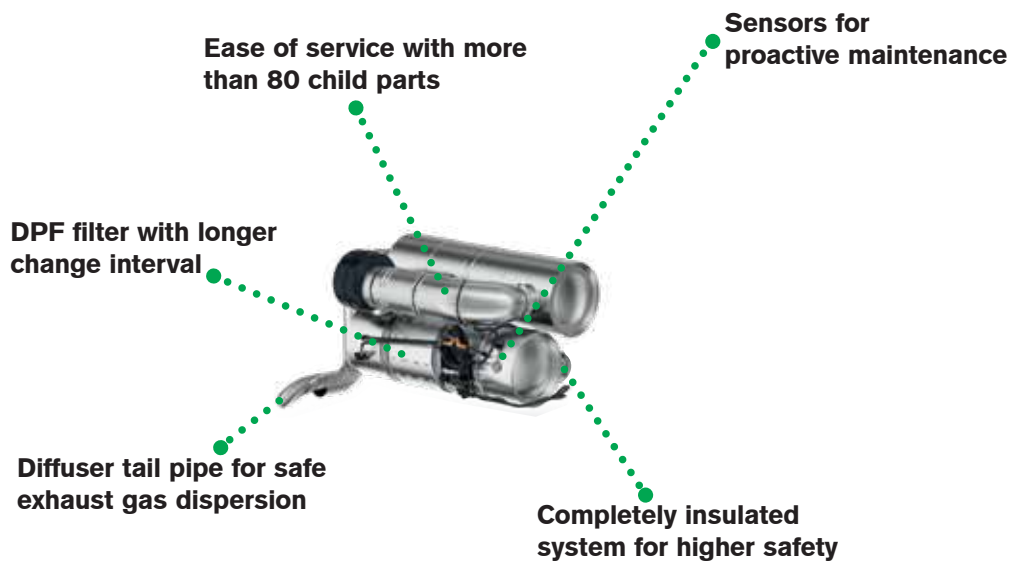
Type (Size)	Nylon Tyre (11 x 20) Mining Tyre (11 x 20 mine)
-------------	---

## Weight

Gross Vehicle Weight - GVW (Kgs)	28000 (Nylon Tyre) 27600 (Mining Tyre)
----------------------------------	--

\*For respective wheelbases

# Globally Proven SCR Technology



## Your truck at your fingertips



With Truckconnect, an interactive portal that uses real-time vehicle data, you can monitor and analyse your fleet and processes. The core objective of Truckconnect is to increase uptime, provide 24/7 support service, monitor real-time fleet performance and ensure the drivers' safety.

ROUTE PLAY BACK

FLEET ANALYTICS

INSTANT ALERTS

FIND MY TRUCK

TRUCKCONNECT


FUEL MONITORING

REPORTING

DIAGNOSTIC ERROR CODES

DRIVER SCORE

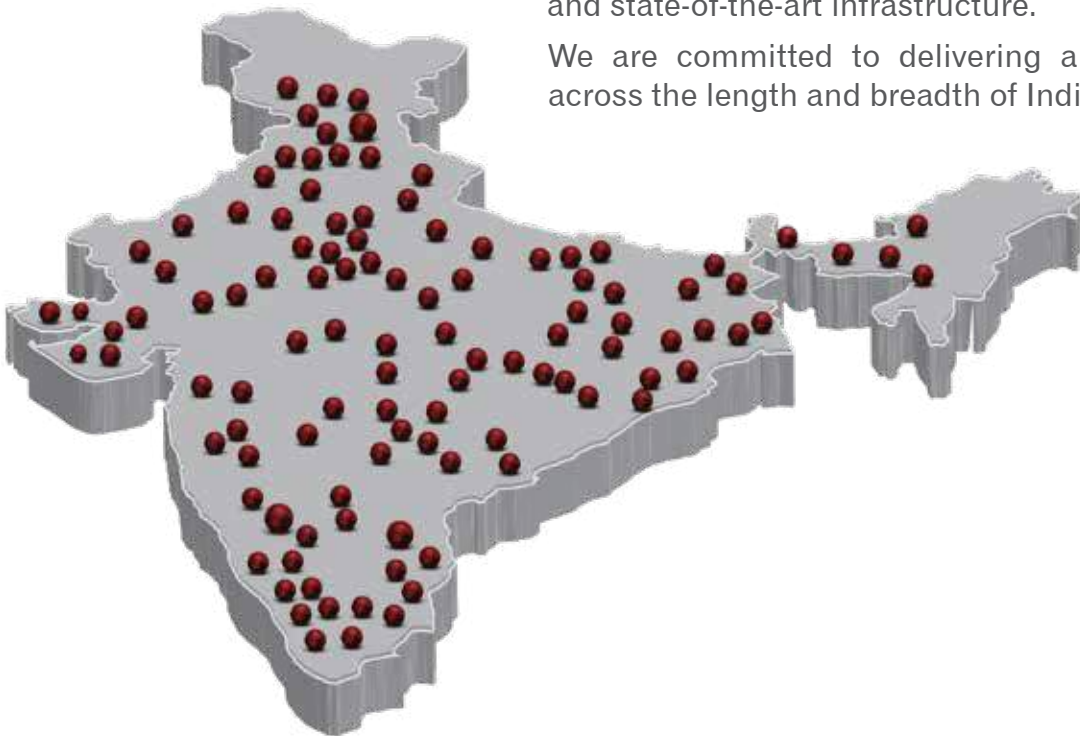
## The all-round services package for your truck



## Within reach. No matter where you are.

We believe that the customer's convenience is paramount. Area sales offices in 14 leading cities and a network covering 236 locations mean that you can quickly purchase a BharatBenz truck, whenever and wherever the need arises. We are already setting benchmarks in the Indian trucking industry with well-trained sales staff, highly qualified service personnel, customized services and products and state-of-the-art infrastructure.

We are committed to delivering a superlative experience across the length and breadth of India.



### Daimler India Commercial Vehicles Pvt. Ltd.

SIPCOT Industrial Growth Centre, Oragadam, Mathur Post, Sriperumbudur Taluk, Kancheepuram District - 602105, Tamil Nadu, India.

Toll Free No. : 1800-120-380380 (Service), 1800-121-380380 (Sales), 1800-120-381381 (Parts) Website: [www.bharatbenz.com](http://www.bharatbenz.com)



All specifications and technical data present are only indicative in nature and can be changes or revised by OEM at any given point of time.